

PUSH WIRE® Connectors for Junction Boxes for Solid Conductors

4 mm²

773 Series

Volume 1

<p>1.5 - 4 mm² "s"</p> <p>400 V/4 kV/2</p> <p>I_N 32 A</p>	<p>1.5 - 4 mm² "s"</p> <p>400 V/4 kV/2</p> <p>I_N 32 A</p>	<p>1.5 - 4 mm² "s"</p> <p>400 V/4 kV/2</p> <p>I_N 32 A</p>
---	---	---



Item No.	Pack. Unit	Color	Item No.	Pack. Unit	Item No.	Pack. Unit
PUSH WIRE® connector for junction boxes for solid conductors 4 mm ² , 2-conductor connector, transparent brown housing, white cover		PUSH WIRE® connector for junction boxes for solid conductors 4 mm ² , 4-conductor connector, transparent brown housing, red cover		PUSH WIRE® connector for junction boxes for solid conductors 4 mm ² , 6-conductor connector, transparent brown housing, brown cover		
773-602	100		773-604	100	773-606	50

773 Series Accessories

Syringe,



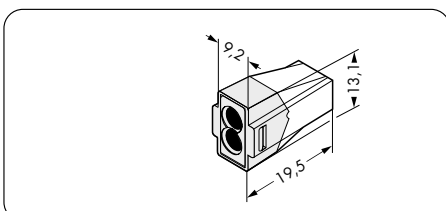
contents: 20 ml "Alu-Plus" contact paste

249-130 20 (4x5)

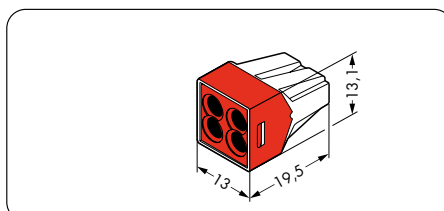
Mounting carrier



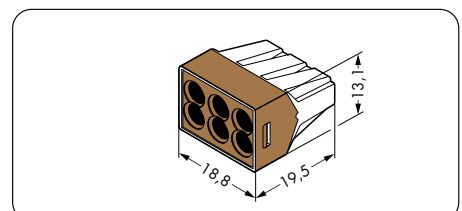
orange 773-332 50 (5x10)



Dimensions in mm




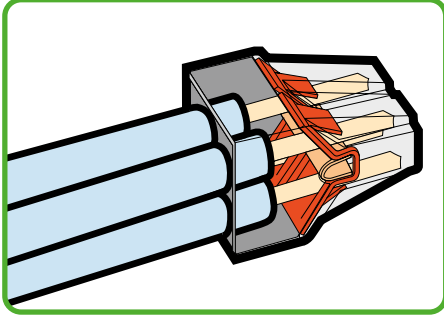
Dimensions in mm



Dimensions in mm

PUSH WIRE® Connectors for Junction Boxes, 773 Series – Description and Handling –

Stripped length



Strip solid conductor to 12 mm.

PUSH WIRE® connection



Termination: Insert stripped, solid conductor fully.

PUSH WIRE® connection




Removal: Hold conductor to be removed and twist alternately left and right while pulling the connector.



Testing



Snapping on to carrier rail.



Removing from the carrier rail.



Cover use as end plate.